



# 2005 Statistical Report KANSAS 4-H YOUTH DEVELOPMENT

## Who Participates in 4-H?

### Youth (duplications included)

In 2005, 95,976 youths were involved in 5,625 different Clubs and Groups.

- 20% participated in community clubs
- 4% participated in after-school clubs
- 1% participated in 4-H military clubs
- less than 1% participated in in-school clubs
- 49% participated in school enrichment units
- 49% participated in special interest/short-term units

Based on the population estimate for 2004 for the State of KS, approximately 18% of the total youth in the state between the ages of 5 and 18 participated in 4-H programs.

### Volunteers (duplications eliminated)

In 2005, 6,176 adults were involved as 4-H volunteer leaders.

A total of 2,538 youth volunteered their time for 4-H programs.

### Ethnicity/Race (duplications eliminated)

Youth involved in the Kansas 4-H program during 2005 described their ethnicity or race as:

White – 82%    Black – 12%    Asian – 1%  
 American Indian/Alaska Native – 1%  
 Native Hawaiian/Pacific Islander – 0.12%  
 Other race combinations – 4%

17% were of Hispanic Ethnicity

### Residence (duplications eliminated)

4-H'ers live in many different areas of the state.

- 14% from Farms
- 24% from Rural areas
- 24% from Cities 10,000-50,000
- 7% from Suburbs
- 31% from Metropolitan Cities

### Gender (duplications included)

49% of Kansas 4-H'ers are male and 51% are female.

### 4-H Projects and Programs

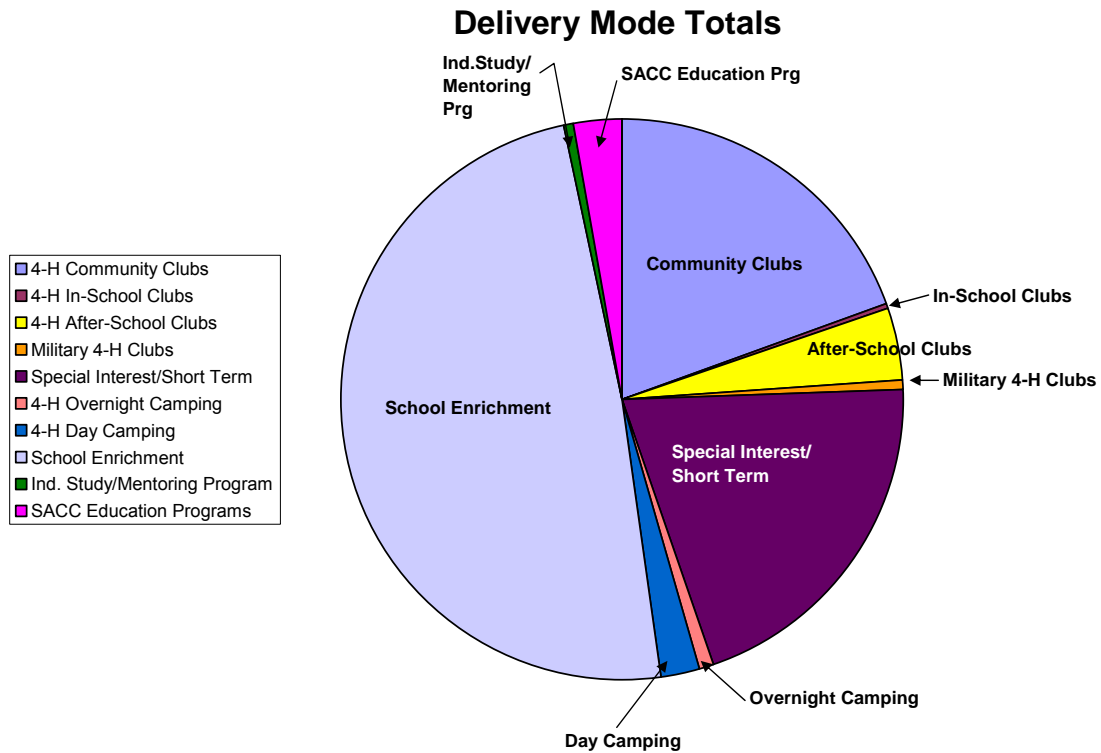
A total of 107,083 4-H projects, activities and programs were completed this year.

- 3% Citizenship and Civic Education
- 16% Communications and Expressive Arts
- 6% Consumer and Family Sciences
- 8% Environmental Ed and Earth Sciences
- 14% Healthy Lifestyle Education
- 9% Personal Development and Leadership
- 27% Plants and Animals
- 17% Science and Technology



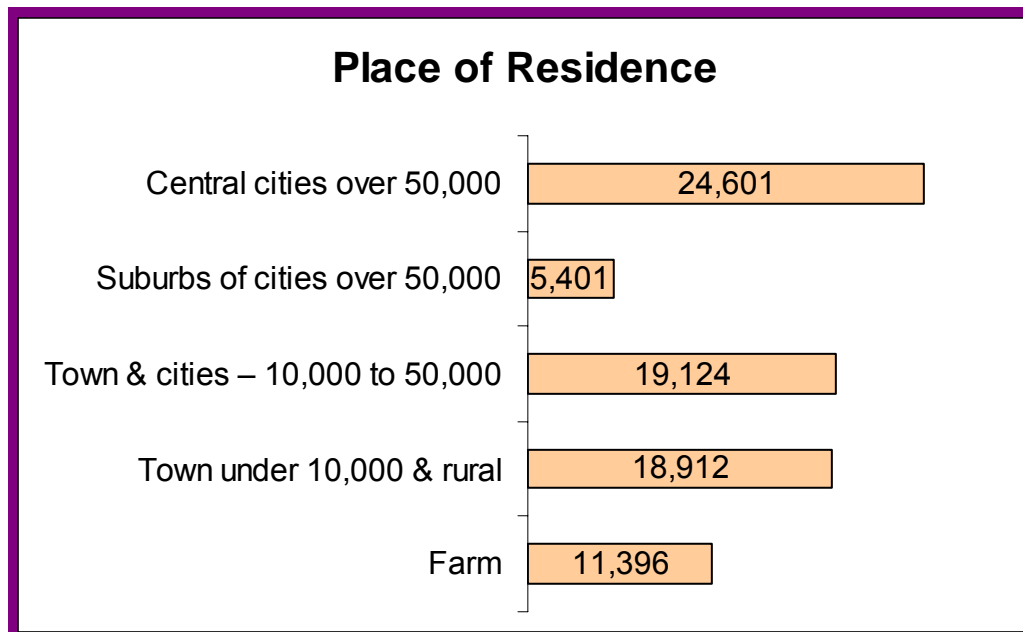
## 2005 Kansas 4-H Member Enrollment

Delivery Mode	Male	Female	Total	4-H Units
4-H Community Clubs	8535	10221	18756	886
4-H In-School Clubs	52	56	108	4
4-H After-School Clubs	1872	2161	4033	84
Military 4-H Clubs	301	331	632	12
Special Interest/Short Term	9428	10025	19453	1496
4-H Overnight Camping	292	402	694	81
4-H Day Camping	983	1075	2058	65
School Enrichment	23523	23398	46921	2730
Ind. Study/Mentoring Program	236	351	587	
SACC Education Programs	1357	1377	2734	266
Instructional TV-Video	0	0	0	
<b>Total</b>	<b>46579</b>	<b>49397</b>	<b>95976</b>	<b>5625</b>
<b>Total Minus Duplicates</b>	<b>38550</b>	<b>40884</b>	<b>79434</b>	<b>5201</b>

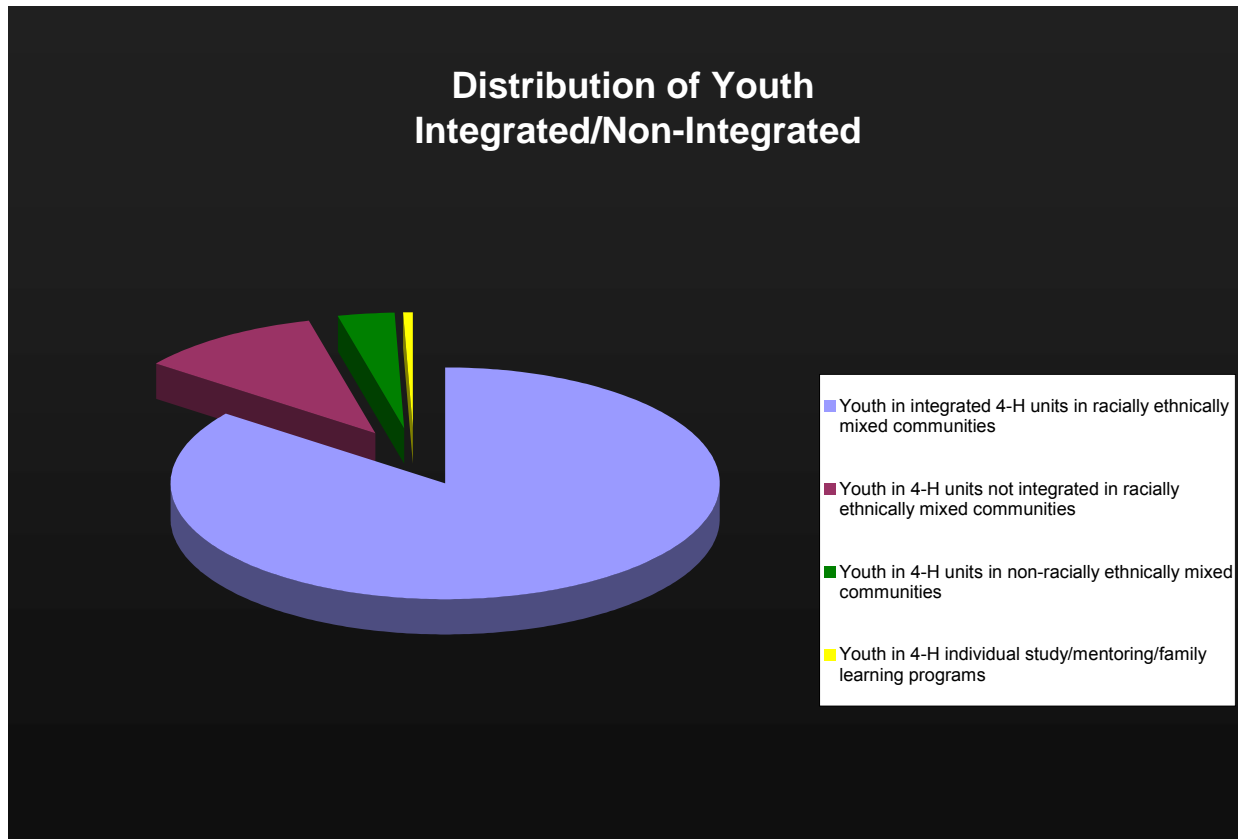


School Grade	Total Youth
Kindergarten	6,784
1 <sup>st</sup> Grade	8,749
2 <sup>nd</sup> Grade	10,765
3 <sup>rd</sup> Grade	11,045
4 <sup>th</sup> Grade	12,606
5 <sup>th</sup> Grade	7,564
6 <sup>th</sup> Grade	5,663
7 <sup>th</sup> Grade	3,547
8 <sup>th</sup> Grade	2,584
9 <sup>th</sup> Grade	2,114
10 <sup>th</sup> Grade	1,984
11 <sup>th</sup> Grade	1,609
12 <sup>th</sup> Grade	997
Post HS Ed.	227
Not in School	1,686
Special	1,510
<b>Total</b>	<b>79,434</b>

Place of Residence of 4-H Participants	
Farm	11,396
Town under 10,000 & rural	18,912
Town & cities – 10,000 to 50,000	19,124
Suburbs of cities over 50,000	5,401
Central cities over 50,000	24,601
<b>Total</b>	<b>79,434</b>



<b>Distribution of Youth in Integrated and Non-integrated 4-H units</b>	<b>Total Youth</b>	<b>Total Units</b>
Youth in integrated 4-H units in racially ethnically mixed communities	81,903	5,232
Youth in 4-H units not integrated in racially ethnically mixed communities	10,405	303
Youth in 4-H units in non-racially ethnically mixed communities	3,081	90
Youth in 4-H individual study/mentoring/family learning programs	587	
Youth in 4-H instructional TV	0	
Total (duplications not eliminated)	95,976	5,625
Total (duplications eliminated, each youth counted only once)	79,434	5,201



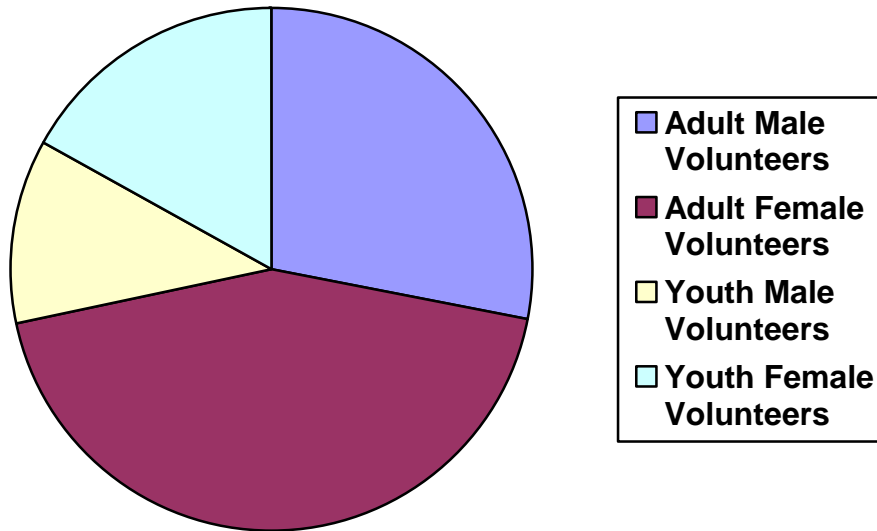
<b>Projects/Programs Comparison</b>	<b>2004</b>	<b>2005</b>
Citizenship/Civic Education	3%	3%
Communications/Expressive Arts	10%	16%
Consumer/Family Sciences	3%	6%
Environmental Ed/Earth Sciences	3%	8%
Healthy Lifestyle Education	47%	14%
Personal Development/Leadership	7%	9%
Plants/Animals	15%	27%
Science/Technology	12%	17%

Race and Ethnicity of 4-H Participants		
Racial Groups	Hispanic Ethnicity	Not Hispanic Ethnicity
White (only)	10263	54722
Black or African-American (only)	714	8642
American Indian or Alaska Native (only)	27	791
Asian (only)	95	791
Native Hawaiian or other Pacific Islander (only)	11	86
White and Black or African American	16	330
White and American Indian or Alaska Native	7	66
Black and American Indian or Alaska Native	7	40
White and Asian	18	86
Balance (other combinations)	2346	376
TOTAL HISPANIC	13504	
TOTAL NOT HISPANIC		65930
TOTAL YOUTH	79434	
% HISPANIC	17.00	
% NOT HISPANIC	83.00	
TOTAL WHITE	65508	
% WHITE	82.47	
TOTAL BLACK	9749	
% BLACK	12.27	
TOTAL AMERICAN INDIAN	938	
% AMERICAN INDIAN/ALASKA NATIVE	1.18	
TOTAL ASIAN	990	
% ASIAN	1.25	
TOTAL NATIVE HAWAIIAN OR OTHER PACIFIC ISLANDER	97	
% NATIVE HAWAIIAN OR OTHER PACIFIC ISLANDER	0.12	
TOTAL RACIAL MINORITIES	14449	
% RACIAL MINORITIES	18.19	
TOTAL RACIAL AND ETHNIC MINORITIES	24712	
% RACIAL AND ETHNIC MINORITIES	31.11	

Race and Ethnicity of Adult 4-H Volunteers		
Racial Groups	Hispanic Ethnicity	Not Hispanic Ethnicity
White (only)	52	5975
Black or African-American (only)	0	30
American Indian or Alaska Native (only)	0	35
Asian (only)	0	7
Native Hawaiian or other Pacific Islander (only)	0	1
White and Black or African American	0	1
White and American Indian or Alaska Native	0	4
Black and American Indian or Alaska Native	0	2
White and Asian	0	2
Balance (other combinations)	36	31
TOTAL HISPANIC	88	
TOTAL NOT HISPANIC		6088
TOTAL ADULT VOLUNTEERS	6176	
% HISPANIC	1.42	
% NOT HISPANIC	98.58	
TOTAL WHITE	6034	
% WHITE	97.70	
TOTAL BLACK	33	
% BLACK	0.53	
TOTAL AMERICAN INDIAN OR ALASKA NATIVE	41	
% AMERICAN INDIAN OR ALASKA NATIVE	0.66	
TOTAL ASIAN	9	
% ASIAN	0.15	
TOTAL NATIVE HAWAIIAN OR OTHER PACIFIC ISLANDER	1	
% NATIVE HAWAIIAN OR OTHER PACIFIC ISLANDER	0.02	
TOTAL RACIAL MINORITIES	149	
% RACIAL MINORITIES	2.41	
TOTAL RACIAL AND ETHNIC MINORITIES	201	
% RACIAL AND ETHNIC MINORITIES	3.25	

Race and Ethnicity of Youth 4-H Volunteers		
Racial Groups	Hispanic Ethnicity	Not Hispanic Ethnicity
White (only)	31	2393
Black or African-American (only)	16	35
American Indian or Alaska Native (only)	0	20
Asian (only)	0	19
Native Hawaiian or other Pacific Islander (only)	0	3
White and Black or African American	0	15
White and American Indian or Alaska Native	0	0
Black and American Indian or Alaska Native	1	0
White and Asian	0	1
Balance (other combinations)	2	2
TOTAL HISPANIC	50	
TOTAL NOT HISPANIC		2488
TOTAL YOUTH VOLUNTEERS	2538	
% HISPANIC	1.97	
% NOT HISPANIC	98.03	
TOTAL WHITE	2440	
% WHITE	96.14	
TOTAL BLACK	67	
% BLACK	2.64	
TOTAL AMERICAN INDIAN OR ALASKA NATIVE	21	
% AMERICAN INDIAN OR ALASKA NATIVE	0.83	
TOTAL ASIAN	20	
% ASIAN	0.79	
TOTAL NATIVE HAWAIIAN OR OTHER PACIFIC ISLANDER	3	
% NATIVE HAWAIIAN OR OTHER PACIFIC ISLANDER	0.12	
TOTAL RACIAL MINORITIES	114	
% RACIAL MINORITIES	4.49	
TOTAL RACIAL AND ETHNIC MINORITIES	145	
% RACIAL AND ETHNIC MINORITIES	5.71	

Classification of 4-H Volunteer Service				
	Adult Volunteers		Youth Volunteers	
	Male	Female	Male	Female
<b>4-H Direct Volunteer</b>	2439	3795	1009	1471
<b>4-H Indirect Volunteer</b>	293	343	140	160
<b>4-H Middle Manager</b>	23	48	16	16
<b>Total (dups not eliminated)</b>	2754	4186	1165	1647
<b>Total (dups eliminated)</b>	2480	3744	1059	1483
<b>Total Female</b>	5227			
<b>Total Male</b>	3539			
<b>Total Volunteers</b>	8766			



Adult and Youth Volunteers Trained Through 4-H	Youth Volunteers	Adult Volunteers	Other Volunteers
A. Leadership – topics relating to organizing, managing & teaching youth in a no format education setting	808	507	210
B. Parenting – knowledge & skills relating to developmental & learning needs of children & youth	0	14	0
C. Other – any training topic beyond the two listed above	118	104	39
<b>Totals</b>	<b>926</b>	<b>625</b>	<b>249</b>



## Member Enrollment in Delivery Modes\*

	Community Clubs	In-School Clubs	After-School Clubs	Military Clubs	Special Int/Short-Term Pg	Overnight Camping	Day Camps	School Enrichments	Ind Study/Mentoring Pg	SACC Educat	Instruct TV/Video Prog
<b>Northeast</b>											
Atchison	205	0	41	0	221	53	72	434	0	0	0
Brown	176	0	0	0	0	0	0	0	0	0	0
Central KS	624	0	0	0	0	0	0	388	0	0	0
Dickinson	367	0	134	0	63	0	0	437	0	0	0
Doniphan	122	0	0	0	20	6	0	117	2	0	0
Douglas	426	0	488	0	218	0	0	148	0	0	0
Geary	149	87	0	0	1094	60	0	1935	0	0	0
Jackson	261	0	0	0	0	0	0	26	0	0	0
Jefferson	366	0	0	0	123	49	0	0	0	0	0
Johnson	549	0	0	0	0	183	0	2560	0	0	0
Leavenworth	418	21	19	100	0	66	52	85	11	0	0
Marshall	180	0	0	0	0	39	0	60	0	0	0
McPherson	230	0	0	0	20	46	65	320	0	0	0
Morris	130	0	0	0	0	0	0	0	0	0	0
Nemaha	216	0	0	0	0	0	0	0	0	0	0
Pottawatomie	301	0	0	0	35	0	45	500	0	0	0
Reno	366	0	0	0	1143	0	400	900	238	62	0
Rice	89	0	0	0	359	0	0	0	0	0	0
Riley	386	0	17	0	168	0	0	2462	0	274	0
River Valley	716	0	0	0	0	70	0	0	0	0	0
Shawnee	453	0	53	0	4114	0	0	8483	0	0	0
Wabaunsee	145	0	0	0	0	0	0	0	0	0	0
Wyandotte	252	0	0	0	4247	0	0	0	0	1813	0
<b>NE Total</b>	<b>7,127</b>	<b>108</b>	<b>752</b>	<b>100</b>	<b>11,825</b>	<b>566</b>	<b>634</b>	<b>18,855</b>	<b>251</b>	<b>2,149</b>	<b>0</b>

\*Note: As reported by Extension Units in their Combined Processing – Final Report (ES-237).

## Member Enrollment in Delivery Modes\*

	Community Clubs	In-School Clubs	After-School Clubs	Military Clubs	Special Int/Short-Term Pg	Overnight Camping	Day Camps	School Enrichments	Ind Study/Mentoring Pg	SACC Educat	Instruct TV/Video Prog
<b>Northwest</b>											
Barton	226	0	0	0	0	0	0	0	0	0	0
Cheyenne	81	0	0	0	0	0	0	0	0	0	0
Decatur	108	0	0	0	64	0	0	0	0	0	0
Ellis	201	0	39	0	0	0	541	0	0	0	0
Ellsworth	128	0	0	0	0	0	0	0	0	0	0
Gove	56	0	0	0	9	26	14	28	0	0	0
Graham	66	0	0	0	0	0	0	0	0	0	0
Logan	107	0	0	0	0	0	0	0	0	0	0
Norton	161	0	0	0	180	48	100	0	0	0	0
PhillipsRooks	309	0	0	0	875	0	60	0	0	0	0
Post Rock	450	0	0	0	91	0	48	929	0	93	0
Rawlins	56	0	0	0	166	2	0	0	2	18	0
Russell	95	0	0	0	80	0	38	0	0	0	0
Sheridan	47	0	0	0	1	0	0	0	0	0	0
Smith	119	0	198	0	43	5	0	195	0	0	0
Sunflower	306	0	2660	0	11	38	104	6	0	13	0
Thomas	118	0	0	0	0	0	0	0	0	0	0
Trego	42	0	0	0	0	17	0	0	0	0	0
Walnut Creek	152	0	64	0	92	0	122	117	0	0	0
<b>NW Total</b>	<b>2,828</b>	<b>0</b>	<b>2,961</b>	<b>0</b>	<b>1,612</b>	<b>136</b>	<b>1,027</b>	<b>1,275</b>	<b>2</b>	<b>124</b>	<b>0</b>

\*Note: As reported by Extension Units in their Combined Processing – Final Report (ES-237).

## Member Enrollment in Delivery Modes\*

	Community Clubs	In-School Clubs	After-School Clubs	Military Clubs	Special Int/Short-Term Pg	Overnight Camping	Day Camps	School Enrichments	Ind Study/Mentoring Pg	SACC Educat	Instruct TV/Video Prog
<b>Southeast</b>											
Allen	185	0	0	0	0	0	0	0	0	0	0
Anderson	146	0	7	0	0	0	0	145	0	0	0
Bourbon	185	0	0	0	0	0	0	0	0	0	0
Butler	473	0	0	0	0	0	0	0	0	0	0
Chase	86	0	0	0	0	0	0	0	0	0	0
Chautauqua	18	0	0	0	0	0	0	0	0	0	0
Cherokee	201	0	13	0	808	0	52	0	0	0	0
Coffey	188	0	0	0	1074	0	0	69	0	0	0
Cowley	367	0	0	0	0	0	0	0	0	0	0
Crawford	324	0	0	0	0	0	0	0	0	0	0
Elk	72	0	0	0	0	0	0	0	0	0	0
Franklin	315	0	0	0	1	43	27	0	0	0	0
Greenwood	143	0	0	0	0	0	0	0	0	0	0
Harvey	257	0	0	0	0	29	36	892	0	0	0
Labette	295	0	0	0	0	0	0	0	0	0	0
Linn	187	0	25	0	207	19	0	11	0	0	0
Lyon	381	0	0	0	654	0	0	198	280	0	0
Marion	203	0	0	0	21	0	0	0	0	0	0
Miami	470	0	0	0	0	0	0	0	0	0	0
Montgomery	187	0	0	0	5	0	0	0	0	0	0
Neosho	243	0	0	0	0	0	0	0	0	0	0
Osage	431	0	0	0	38	0	0	103	0	0	0
Sedgwick	678	0	252	532	114	0	53	20513	29	0	0
Sumner	156	0	27	0	73	0	0	0	0	0	0
Wilson	113	0	0	0	0	0	0	0	0	0	0
Woodson	83	0	0	0	0	0	0	0	0	0	0
<b>SE Total</b>	<b>6,387</b>	<b>0</b>	<b>324</b>	<b>532</b>	<b>2994</b>	<b>91</b>	<b>168</b>	<b>21,931</b>	<b>309</b>	<b>0</b>	<b>0</b>

\*Note: As reported by Extension Units in their Combined Processing – Final Report (ES-237).

## Member Enrollment in Delivery Modes\*

	Community Clubs	In-School Clubs	After-School Clubs	Military Clubs	Special Int/Short-Term Pg	Overnight Camping	Day Camps	School Enrichments	Ind Study/Mentoring Pg	SACC Educat	Instruct TV/Video Prog
<b>Southwest</b>											
Barber	77	0	0	0	0	0	0	0	24	0	0
Clark	66	0	0	0	0	0	0	0	1	0	0
Comanche	53	0	0	0	55	25	61	166	0	0	0
Edwards	71	0	0	0	0	15	5	0	0	0	0
Finney	226	0	0	0	1337	63	0	786	0	0	0
Ford	158	0	0	0	566	22	12	3650	0	0	0
Grant	77	0	0	0	0	0	0	39	0	0	0
Gray	59	0	0	0	29	0	38	0	0	0	0
Greeley	81	0	0	0	0	0	0	0	0	0	0
Hamilton	75	0	0	0	5	3	13	0	0	0	0
Harper	116	0	0	0	0	0	0	0	0	0	0
Haskell	80	0	0	0	0	0	0	0	0	0	0
Hodgeman	48	0	0	0	0	7	6	35	0	22	0
Kearny	61	0	6	0	3	0	0	0	0	0	0
Kingman	249	0	19	0	120	0	0	165	0	0	0
Kiowa	53	0	19	0	0	9	0	0	0	0	0
Meade	167	0	0	0	0	0	0	0	0	0	0
Morton	69	0	0	0	0	0	0	0	0	0	0
Pawnee	130	0	0	0	0	25	0	0	0	0	0
Pratt	177	0	0	0	82	15	0	654	0	226	0
Scott	180	0	0	0	0	0	0	0	0	0	0
Seward	52	0	0	0	80	0	8	2118	0	235	0
Stafford	94	0	0	0	40	0	0	35	0	0	0
Stanton	53	0	0	0	44	0	20	52	0	0	0
Stevens	571	0	105	0	648	17	72	63	0	0	0
Wichita	93	0	0	0	0	0	0	0	0	0	0
<b>SW Total</b>	<b>3,136</b>	<b>0</b>	<b>149</b>	<b>0</b>	<b>3,009</b>	<b>201</b>	<b>235</b>	<b>7,763</b>	<b>25</b>	<b>483</b>	<b>0</b>

\*Note: As reported by Extension Units in their Combined Processing – Final Report (ES-237).

## State Breakdown of Projects, Activities, Programs By Curriculum Category

<b>Project Code</b>	<b>Project Name</b>	<b>Youth Enrolled</b>	<b>Group Total</b>
A	CITIZENSHIP AND CIVIC EDUCATION	332	3164
AB	Citizenship (local, state, national)	1120	
AC	Cultural Education (including heritage, diversity, exchanges)	451	
AD	Global Education (including international exchanges, if enrolled)	0	
AE	Intergenerational Programming	21	
AF	Understanding Physical and Mental Limitations	120	
AG	Volunteerism	1049	
AI	Community Service	6	
B	COMMUNICATIONS AND EXPRESSIVE ARTS	39	17492
BA	Communication Arts	52	
BAA	Speaking/Radio/TV	315	
BAB	Writing/Print	0	
BB	Performing Arts	650	
BBA	Clowning/Mime	0	
BBB	Dance/Movement	25	
BBC	Drama/Theater	44	
BBD	Music/Sound	25	
BC	Visual Arts	3523	
BCA	Arts and Crafts	5176	
BCB	Drawing, Painting, Sculpture	1990	
BCC	Graphic Arts, Displays, Exhibits	1101	
BCD	Photography, Video	4552	
C	CONSUMER AND FAMILY SCIENCES	34	6866
CA	Child Development, Child Care, Babysitting	583	
CB	Clothing and Textiles	5446	
CC	Consumer Education	125	
CD	Home Environment	378	
CE	Parenting and Family Life Education	300	
D	ENVIRONMENTAL EDUCATION AND EARTH SCIENCES	395	8382
DA	Environmental stewardship (general)	511	
DB	Earth, Water, and Air	5	
DBA	Geology and Minerals	384	
DBB	Weather and Climate	0	
DBC	Soils and Soil Conservation	0	

<b>Project Code</b>	<b>Project Name</b>	<b>Youth Enrolled</b>	<b>Group Total</b>
DBD	Water	2081	
DC	Energy (general, home, farm, transportation)	0	
DD	Forests, Rangeland, and Wildlife	0	
DDA	Forestry	353	
DDB	Range Science	0	
DDC	Wildlife and Fisheries	1049	
DE	Outdoor Education/Recreation	317	
DEA	Adventure/Challenge	252	
DEB	Shooting Sports	2419	
DF	Waste Management	0	
DFA	Composting	449	
DFB	Recycling	167	
DFC	Household Hazardous Waste	0	
E	HEALTHY LIFESTYLE EDUCATION	7	15161
EA	Chemical Health	276	
EB	Mental and Emotional Health	0	
EC	Foods and Nutrition	10028	
ECA	EFNEP	3984	
ECB	Foods Safety	308	
ECC	Food Preservation	22	
ECD	FSNEP – (Food Stamp Nutrition)	0	
ED	Physical Health	60	
EDA	Fitness and Sports	40	
EDB	Growth, Development, and Disease	78	
EDC	Home Nursing, First Aid/CPR	0	
EDD	Sexual Health	0	
EE	Safety	27	
EEA	ATV Safety	0	
EEB	Automotive Safety (including seatbelts, etc.)	30	
EEC	Bicycle Safety	118	
EED	Communities for Child Safety	2	
EEE	Emergency Preparedness	0	
EEF	Tractor and Machinery Safety Certification	181	
F	PERSONAL DEVELOPMENT AND LEADERSHIP	1730	9315
FA	Career Exploration and Employability	14	
FB	Critical Thinking Skills	26	
FC	Economics, Business, and Marketing	126	
FCA	Mini-Society Specific (Entrepreneurial)	0	
FCB	Other Entrepreneurship	0	

<b>Project Code</b>	<b>Project Name</b>	<b>Youth Enrolled</b>	<b>Group Total</b>
FD	Introductory 4-H Projects (for participants 5-8 years old)	466	
FE	Hobbies and Collections	239	
FF	Leadership Skills Development	3856	
FG	Leisure Education (general)	295	
FH	Personal Development (general)	1192	
FI	Reading Literacy	1159	
FJ	Social Recreation Skills	212	
FK	Values Clarification	0	
FL	Character Education	0	
G	PLANTS AND ANIMALS (applied bio. Sciences, prod., and pets)	154	28930
GA	Ag in the Classroom	1393	
GB	Animals	100	
GBA	Aquaculture	0	
GBB	Beef	5300	
GBC	Birds and Poultry	1403	
GBD	Cats	621	
GBE	Dogs	1784	
GBF	Dairy Cattle	395	
GBG	Goats (dairy, hair, meat)	520	
GBGA	Dairy Goats	225	
GBGB	Hair Goats	0	
GBGC	meat Goats	282	
GBGD	Pygmy Goats	0	
GBH	Horse and Pony	2835	
GBI	Rabbits/Cavies	1353	
GBJ	Sheep	2281	
GBK	Small Animals/Pocket Pets/Lab Animals	2158	
GBL	Swine	4381	
GBM	Alpacas and Llamas	0	
GBN	Emus and Ostriches	0	
GC	Plants	3407	
GCA	Crops/Weeds	151	
GCB	Flower Gardening/House Plants	87	
GCC	Gardens – Fruit/Vegetables	100	
GCD	Ornamental Horticulture	0	
H	SCIENCE AND TECHNOLOGY	0	17773
HA	Science/Technology Literacy	495	
HAA	SERIES (specific program)	46	
HAB	SPACES (specific program, Sci/Tech component only)	0	

<b>Project Code</b>	<b>Project Name</b>	<b>Youth Enrolled</b>	<b>Group Total</b>
HB	Biological Sciences	5	
HBA	Animal Science	85	
HBB	Aquatic Science	0	
HBC	Entomology and Bees	3832	
HBD	Food Science	2215	
HBE	Marine Science	0	
HBF	Meat Science	93	
HBG	Plant Science	3781	
HBH	Poultry Science and Embryology	2080	
HBI	Veterinary Science	11	
HC	Technology and Engineering	6	
HCA	Aerospace	1562	
HCB	Automotive	22	
HCC	Bicycle	94	
HCD	Computer Technology	0	
HCE	Electric	634	
HCF	Electronics	2	
HCG	Engines, Tractors, and Field Equipment	298	
HCH	Wood Science and Industrial Arts	2478	
HD	Physical Sciences	0	
HDA	Astronomy	34	
HDB	Chemistry	0	
HDC	Mathematics	0	
HDD	Physics	0	
	<b>GRAND TOTAL</b>		<b>107,083</b>